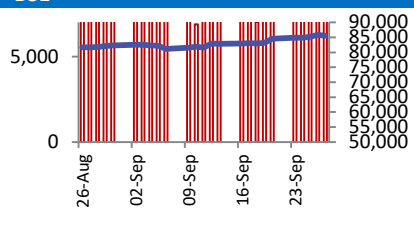
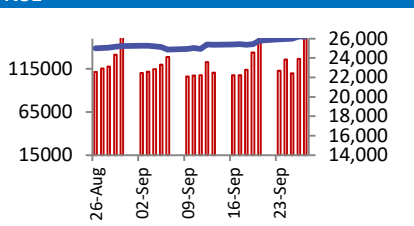


BSE		NSE																													
	<table border="1"> <tr><td>Open</td><td>85894</td></tr> <tr><td>High</td><td>85978</td></tr> <tr><td>Low</td><td>85475</td></tr> <tr><td>Close</td><td>85572</td></tr> <tr><td>Change</td><td>-264</td></tr> <tr><td>Volume (Lacs)</td><td>8888</td></tr> <tr><td>Turnover (Rs.inCr)</td><td>10352</td></tr> </table>	Open	85894	High	85978	Low	85475	Close	85572	Change	-264	Volume (Lacs)	8888	Turnover (Rs.inCr)	10352		<table border="1"> <tr><td>Open</td><td>26248</td></tr> <tr><td>High</td><td>26277</td></tr> <tr><td>Low</td><td>26151</td></tr> <tr><td>Close</td><td>26179</td></tr> <tr><td>Change</td><td>-37</td></tr> <tr><td>Volume(Lacs)</td><td>60938</td></tr> <tr><td>Turnover(Rs.in Cr)</td><td>172476</td></tr> </table>	Open	26248	High	26277	Low	26151	Close	26179	Change	-37	Volume(Lacs)	60938	Turnover(Rs.in Cr)	172476
Open	85894																														
High	85978																														
Low	85475																														
Close	85572																														
Change	-264																														
Volume (Lacs)	8888																														
Turnover (Rs.inCr)	10352																														
Open	26248																														
High	26277																														
Low	26151																														
Close	26179																														
Change	-37																														
Volume(Lacs)	60938																														
Turnover(Rs.in Cr)	172476																														

World Markets	Current	Previous	Pt. Chg	Var(%)
Dow	42313	42175	138	0.3%
Dow Futures	42665	42656	9	0.0%
Nasdaq	18120	18190	(71)	-0.4%
FTSE	8321	8285	36	0.4%
Nikkei	37980	39830	(1849)	-4.6%
Hang Seng	20900	20632	268	1.3%
Gift Nifty	26264	26290	(26)	-0.1%
Straits Singapore	3578	3573	4	0.1%
South Korea	2623	2650	(27)	-1.0%
Taiwan	22472	22823	(351)	-1.5%
Shanghai	3217	3088	130	4.2%

Commodity Prices	Current	Previous	Pt. Chg	Var(%)
Copper (\$/MT)	10059	9983	76.5	0.8%
Alumin (\$/MT)	2648	2647	1.0	0.0%
Zinc (\$/MT)	3101	3090	11.5	0.4%
Brent Crude (\$/bbl)	72.4	72.0	0.4	0.6%
Gold (\$/Ounce)	2653	2658	(5.7)	-0.2%
Silver (\$/Ounce)	31.5	31.6	(0.0)	-0.1%
Light Crude (\$/bbl)	68.6	68.2	0.4	0.7%
N G (\$/mmbtu)	2.9	2.9	(0.0)	-1.0%
Sugar (\$/MT)	576.2	593.9	(17.7)	-3.0%
Rubber (Rs./kg)	226.0	228.5	(2.5)	-1.1%
Baltic Dry Index	2110	2091	19.0	0.9%

Currency Exchange Rate	Current	Previous	Var(%)
Rs./\$ rate	83.70	83.64	0.07%
Rs./ Euro	93.41	93.21	0.21%
Rs./Chinese Yuan	11.94	11.94	-0.08%
Yen /\$ rate	142.52	142.21	0.22%
\$ US/Euro	1.12	1.12	-0.01%

Dollar Index	Current	Previous	Var(%)
Dollar Index	105.26	105.28	-0.02%

Support/ Resistance Levels for Today		
	Nifty	Bank Nifty Fut
Support 1	26100	54000
Support 2	26000	53770
Resistance	26240	54540

Securities in Ban For Trade
Nil

### Market Review

**US:** Most US equity indices ended lower on Friday on increasing rate cut optimism.

**Asia:** Asian indices were mixed at open with Japan's Nikkei falling the most after Shigeru Ishiba's victory in the party's leadership race. The escalation of tensions in West Asia also dampened sentiment.

**India:** The NSE Nifty 50 snapped its six-session winning streak on Friday and the S&P BSE Sensex ended lower after two consecutive days of gains. Despite this, the Indian benchmarks managed to end higher for the third week in a row. **Market is expected to open gap down note and likely to witness profit booking during the day.**

**Global Economy:** South Korea's factory output in August exceeded market expectations, rising by 4.1% from the previous month, driven by a 22.7% increase in automobile production and a 6.0% rise in semiconductor output. This rebound followed a 3.9% decline in July. Annually, the industrial output index grew by 3.8%. Retail sales also saw a significant increase of 1.7%, reversing a 2.0% drop in July and marking the largest monthly rise since February 2023.

Australia reported a second consecutive budget surplus of A\$15.8 billion (\$10.91 billion) for the year ending June 2024, driven by lower spending. Australians have focused on essential services like healthcare amid high inflation and mortgage rates. Finance Minister Katy Gallagher highlighted the surplus as part of efforts to ease inflation and support families. The surplus represents about 0.6% of GDP, with 87% of revenue upgrades contributing to the budget through spending curbs.

**Commodities:** Gold prices rose on Monday, heading for a fourth consecutive quarterly gain. This increase is driven by expectations of a significant U.S. rate cut and rising Middle East tensions.

Oil prices rose slightly on Monday due to concerns over potential supply disruptions from the Middle East after Israel intensified attacks on Iranian-backed forces.

**Currency:** Japan's yen steadied after a surge, with incoming Prime Minister Shigeru Ishiba indicating monetary policy should remain accommodative. The dollar slipped against commodity currencies amid expectations of a turnaround in China's economy.

FII Derivative Transactions (Rs. Cr)

Contracts	Purchase		Sell		Net	Open Interest (OI)		OI (Previous day)		Change	
	Contract	Value	Contract	Value		Value	Contract	Value	Contract	Value	Contract
Index Future	72646	5071	47590	3343	1728	573781	38694	562157	37891	11624	803
Index Option	17334398	1251986	16693565	1200054	51932	6770508	474275	4814877	340331	1955631	133944
Stock Future	496923	41356	446777	37677	3679	4244464	348713	4184788	342685	59676	6028
Stock Option	599605	49694	587764	48730	964	326762	27006	134687	10966	192075	16040
<b>Total</b>	<b>18503572</b>	<b>1348107</b>	<b>17775696</b>	<b>1289804</b>	<b>58303</b>	<b>11915515</b>	<b>888688</b>	<b>9696509</b>	<b>731873</b>	<b>2219006</b>	<b>156815</b>

FII All Activity-BBG (Rs Cr)	Buy	Sell	Net
20-Sep-24	60832	45651	15181
23-Sep-24	13965	11933	2032
24-Sep-24	22005	23460	(1454)
25-Sep-24	15769	16405	(637)
26-Sep-24	32483	23945	8538
<b>Month to date- Sep</b>	<b>385764</b>	<b>329908</b>	<b>55856</b>
FII (Prov.) (Rs Cr)	Buy	Sell	Net
23-Sep-24	12095	11690	404
24-Sep-24	20111	22896	(2784)
25-Sep-24	15087	16061	(974)
26-Sep-24	26421	25791	630
27-Sep-24	26136	27345	(1209)
<b>Month to date-Sep</b>	<b>376213</b>	<b>353481</b>	<b>22732</b>
DII (Prov.) (Rs. Cr)	Buy	Sell	Net
23-Sep-24	11666	10644	1023
24-Sep-24	15940	12071	3868
25-Sep-24	12899	11120	1779
26-Sep-24	15461	13056	2405
27-Sep-24	50043	43156	6887
<b>Month to date-Sep</b>	<b>301078</b>	<b>275864</b>	<b>25214</b>
FII Debt - BBG (Rs. Cr)	Buy	Sell	Net
20-Sep-24	3331	844	2487
23-Sep-24	2672	864	1808
24-Sep-24	2106	1434	673
25-Sep-24	2791	1782	1009
26-Sep-24	1949	3203	(1254)
<b>Month to date- Sep</b>	<b>44041</b>	<b>21180</b>	<b>22860</b>

Market Breadth	BSE		NSE	
	No.	%	No.	%
Advance	1932	48%	1369	48%
Decline	2017	50%	1390	49%
Unchanged	111	3%	71	3%

Market Turnover	27-Sep	26-Sep	Var (%)
BSE Cash	10352	11515	-10%
NSE Cash	172476	126555	36%
NSE Futures	184617	374717	-51%
NSE Options	13110059	42977091	-69%
<b>Total (Rs.Cr)</b>	<b>13477504</b>	<b>43489877</b>	<b>-69%</b>

Volatility Index	27-Sep	26-Sep
Volatility Index	11.96	12.00

Index PE - TTM	27-Sep	Yr. High	Yr. Low
Sensex	25.1	26.0	21.8
Nifty	24.3	28.8	20.3

Corporate News

**AP-Genco and NPHC sign pact for development of renewable energy projects**

The company signed a joint venture agreement with Andhra Pradesh Power Generation Corp. for incorporation of a JV company for implementation of pumped storage hydro power projects and renewable energy projects in Andhra Pradesh. The joint venture facilitates the implementation of solar energy and five Pumped Storage Hydropower Projects (PSHP) with an aggregate capacity of 5,070 Megawatts (MW) to meet the State's growing energy demand and reduce the carbon footprint. (BS)

**Welspun Enterprises Declared Lowest Bidder For Rs 1,990-Crore Mumbai Water Tunnel Project**

Welspun Enterprises Limited has been chosen as the lowest bidder (L1) by the Brihanmumbai Municipal Corporation (BMC) for a Design and Build (DB) contract to design and construct a Tertiary Treated Water Conveyance Tunnel from Dharavi WWTF to Ghatkopar WWTF. The contract involves designing and building an 8.48 km tunnel with a 3,500 mm bored diameter, which will be completed using a tunnel boring machine within 93 months. The order excluding GST, is approximately Rs 1,989.90 crore. (BQ)

Economy

**Govt exempts non-basmati rice from export duty, cuts levy on parboiled rice to 10%**

The government has exempted non-basmati white rice from export duty and reduced the levy on parboiled rice to 10 per cent. The export duty on husked and paddy rice has also been lowered to 10 per cent. These changes, effective from September 27, 2024, aim to boost exports and enhance farmers' income. (ET)

International

**Freeport cranks up copper output as rivals scour for deals to grow**

Freeport-McMoRan is turbo-charging its copper output across three continents with no plans to join a buyout frenzy sweeping the mining industry, a strategy that analysts say positions the company well to capitalize on the clean energy transition's rising demand for the red metal. Used widely across the global economy, copper is an ideal conductor of electricity and easily malleable, qualities that have made it widely popular for use in wiring, engines, construction equipment, electronics and other devices. (Inv)

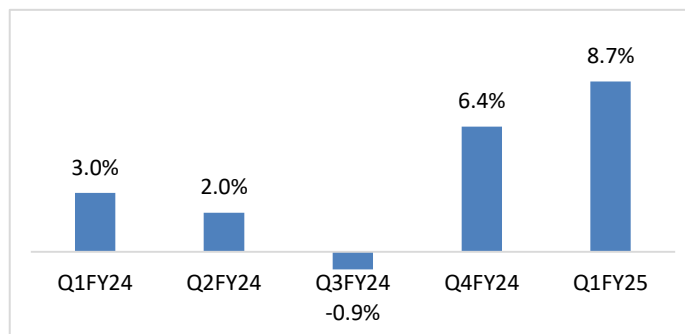
Top 5 Nifty Gainers	27-Sep	26-Sep	Var(%)
BPCL	367	345	6.4%
CIPLA	1673	1622	3.1%
SUNPHARMA	1949	1898	2.6%
COALINDIA	516	507	1.9%
RELIANCE	3052	2996	1.9%
Top 5 Nifty Losers	27-Sep	26-Sep	Var(%)
POWERGRID	354	365	-3.1%
BHARTIARTL	1735	1771	-2.1%
HDFCBANK	1753	1783	-1.7%
ICICIBANK	1307	1329	-1.7%
KOTAKBANK	1872	1902	-1.6%

BSE Index Watch	Last	1 day	1 wk	1 mth	1 yr
SENSEX	85572	-0.3%	1.2%	3.9%	30.0%
MIDCAP	49490	0.3%	0.7%	0.9%	53.0%
SMLCAP	57091	0.1%	0.0%	1.9%	52.0%
AUTO	62237	0.5%	4.3%	5.4%	69.9%
BANKEK	61152	-0.9%	0.3%	4.9%	21.9%
Capital Goods	73704	0.2%	0.5%	0.7%	54.4%
FMCG	23891	-0.3%	-0.2%	3.8%	27.9%
Health Care	44437	0.7%	0.7%	2.9%	55.9%
IT	42792	0.3%	0.1%	-1.6%	33.5%
METAL	34246	1.0%	7.1%	5.5%	47.6%
Oil & Gas	31897	2.6%	5.9%	-3.3%	67.7%
Power	8699	-0.5%	2.4%	5.7%	86.7%
Realty	8750	-1.0%	1.6%	6.3%	90.0%

NSE USD Futures	27-Sep	26-Sep	Var (%)
Sept Expiry (Rs./\$)	86.19	83.69	3.0%
Oct Expiry (Rs./\$)	83.75	86.19	-2.8%
Total Turnover (Rs. Crore)	1402	10471	-87%

Sectors	TTM PE
Auto	36.23
Auto Ancillary	56.7
Banking	15.24
Engineering	45.44
Cement	87.66
Diamonds & Jewellery	54.19
Housing Finance	27.46
Infrastructure & Const	36.1
Metals-Aluminium	38.89
Metal – Steel	20.82
Oil Expl.	16.62
Pharma	11.69
Power – Gen. Supp.	47.15
Information Tech.	28.74
Sugar	24.13
Telecom Serv. Prov.	91.72
Tyres	29.23

**Emami Ltd. – Domestic Volumes Growth YoY**  
(Source: Company Data)



10 year G-Sec Yield	Current	Previous	Change
<b>US</b>	3.75%	3.75%	0 bps
<b>Japan</b>	0.86%	0.85%	0 bps
<b>India</b>	6.76%	6.72%	4 bps
<b>UK</b>	3.98%	4.01%	(3) bps
<b>Libor 3 Mths</b>	4.85%	4.87%	(1) bps

Indian Eco Data	Current	Previous	Var(%)
Forex Reserve (US\$ in bn)	654	652	0.3%
Inflation - WPI	1.31%	2.04%	(73) bps
Inflation - CPI	3.65%	3.60%	5 bps

India GDP	Q1FY25	Q4FY24	Var(%)
Growth	6.70%	7.76%	(106)bps

Monetary Policy	Current	Previous	Change
Repo Rate	6.50%	6.50%	0 bps
Reverse Repo Rate	3.35%	3.35%	0 bps
CRR	4.50%	4.50%	0 bps
O/S Banking System Liquidity (Rs bn)	563	-65	628.0

IIP Growth %	Jul-24	Jul-23	Apr-Feb
IIP	4.8	6.2	5.5
Mining	3.7	10.7	6.8
Manufacturing	4.6	5.3	4.5
Electricity	7.9	8.0	9.0

ADR Price Movement

Company	Price (US\$)	Volume	Previous Day Price	Volume	Variance (%)	No. of Share Per ADR	ADR Price (Rs.)	BSE Price	Variance (%)
Infosys Tech	22.39	9702217	22.96	10927916	-2.48%	1	1874.04	1906.75	-1.7%
Wipro	6.47	2109028	6.60	2249912	-1.97%	1	541.54	541.80	0.0%
Dr.Reddy's	79.67	125875	79.93	97351	-0.33%	1	6668.38	6749.90	-1.2%
ICICI Bank	30.60	4492083	31.28	7037759	-2.17%	2	1280.61	1306.60	-2.0%
HDFC Bank	64.35	3254415	65.80	5504761	-2.20%	3	1795.37	1752.65	2.4%

GDR's (US\$)

	Prices	Prev. Close	Change	Var %
L&T	44.60	45.70	(1.1)	-2.4%
RIL	72.40	71.60	0.8	1.1%
SBI	95.10	95.50	(0.4)	-0.4%

US Economy Data	Current	Previous
Inflation (%) (YoY)	2.50%	2.90%
Unemployment (%)	4.20%	4.30%

Interest Rate (%)	Current	Previous
Fed Rate	4.75%	5.00%

US GDP	Q2CY24	Q1CY24
Growth (QoQ Annualized)	3.00%	1.60%

China Economy Data	Current	Previous
GDP	4.70%	5.30%
Inflation – CPI (%)	0.60%	0.50%

Economic Calendar

	Date
Indian GDP Data	29 Nov
Indian Inflation Data CPI	14 Oct
Indian Inflation Data WPI	14 Oct
Indian Monetary Policy	09 Oct
India's Industrial Production (IIP)	11 Oct
US Inflation Data	10 Oct
US GDP	30 Oct
US Unemployment Data	04 Oct
US Fed Rate	08 Nov
China GDP	18 Oct
China Inflation Data	13 Oct

Event Update

Name	Date	Purpose
ADS Diagnostic Ltd.	30-09-24	Rs.1.20 per share(12%)Final Dividend
Integrated Industries Ltd.	01-10-24	Stock Split from Rs.10/- to Re.1/-
Diligent Industries Ltd.	02-10-24	E.G.M.
Accelya Solutions India Ltd.	04-10-24	Rs.40.00 per share(400%)Final Dividend
Bombay Metrics Supply Chain Ltd.	04-10-24	Bonus issue
Classic Electricals Ltd.	04-10-24	Bonus issue
Godawari Power And Ispat Ltd.	04-10-24	Stock Split from Rs.5/- to Re.1/-
KPI Green Energy Ltd.	04-10-24	Rs.0.20 per share(2%)Final Dividend
Real Eco-Energy Ltd.	04-10-24	Stock Split from Rs.10/- to Rs.2/-
Shikhar Leasing & Trading Ltd.	04-10-24	Bonus issue

**Bulk Deal As On 27/09/24**

BSE					
Security Code	Security Name	Client Name	Deal	Quantity	Price
539773	ADVIKCA	NISHCHAYA TRADINGS PRIVATE LIMITED	B	2500000	2.9
538351	AFEL	RDS CORPORATE SERVICES PRIVATE LIMITED	S	78960	17.63
538351	AFEL	SANTOSH KUMAR KUSHAWAHA	S	455000	17.64
538351	AFEL	SEIFER RICHARD MASCARENHAS	B	330000	17.63
538351	AFEL	SHAILESH DHAMELIYA	S	30920	17.64
538351	AFEL	SHAILESH DHAMELIYA	B	110000	17.63
538351	AFEL	SMITA KHURANA	S	423000	17.62
538351	AFEL	VIPUL NARAYANBHAI PATEL	B	474426	17.62
539115	ALAN SCOTT	SURESHKUMAR PUKHRAJ JAIN	B	11179	127.41
590006	AMRUTANJAN	NAGESWARAMMA PRIVATE TRUST	S	340275	745.29
542865	ANUROOP	GANGA PHARMACEUTICAL LIMITED	S	60000	32.79
513401	ASHIS	NEHA FOREX PRIVATE LIMITED	B	45500	60
513401	ASHIS	UMANG MAHENDRA SHAH	S	30000	60
513401	ASHIS	UMANG MAHENDRA SHAH	B	40340	57.21
543211	BONLON	GEETHA KAMLESH JAIN	S	110000	35.02
534732	CASPIAN	SUMATHI INFRA TECH PRIVATE LIMITED	S	813368	19.75
531489	CGVAK	KAMATCHI VELUSAMY KAMARAJ	S	32000	300.19
542678	CHCL	ARCHANA MANDHANI	S	154000	5.44
542678	CHCL	MULTIPLIER SHARE & STOCK ADVISORS PRIVATE LIMITED	S	184000	5.43
542678	CHCL	RAVI ASHOK KOTHARI	S	250000	5.61
542678	CHCL	RUCHI GANGWAR	B	200000	5.43
531099	CHECKPOINT	TARA DEVI TOSHNIWAL	S	125000	11.91
539559	DDIL	BHAVISHYA ECOMMERCE PRIVATE LIMITED	S	1203985	10.25
539559	DDIL	BHAVISHYA ECOMMERCE PRIVATE LIMITED	B	21300	10.89
539559	DDIL	PRABHU LAL MEENA	B	500000	10.12
543516	DHYAANITR	ARPNA DINESH LODHA	S	67200	29.28
543516	DHYAANITR	ARPNA DINESH LODHA	B	78400	28.6
543516	DHYAANITR	DIPAN MEHTA COMMODITIES PRIVATE LIMITED	S	30800	28.09
543516	DHYAANITR	DIPAN MEHTA COMMODITIES PRIVATE LIMITED	B	19600	28.22
543516	DHYAANITR	JANAKI RAMAN SUNDAR VIGNESH	S	36400	28.48
543516	DHYAANITR	JANAKI RAMAN SUNDAR VIGNESH	B	36400	28.28
543516	DHYAANITR	LAJJA BHAVIN PARIKH	S	28000	28.51
543516	DHYAANITR	LAXMAN HARKISHAN NARANG	S	11200	28.95
543516	DHYAANITR	LAXMAN HARKISHAN NARANG	B	25200	27.86
543516	DHYAANITR	LAXMAN HARKISHAN NARANG	B	22400	27.96
543516	DHYAANITR	LAXMAN HARKISHAN NARANG	S	28000	28.88
543516	DHYAANITR	LAXMAN HARKISHAN NARANG	B	53200	28.51
543516	DHYAANITR	LAXMAN HARKISHAN NARANG	S	50400	29.1
543516	DHYAANITR	LIESHA CORPORATION PRIVATE LIMITED .	S	336000	28.77
543516	DHYAANITR	LIESHA CORPORATION PRIVATE LIMITED .	B	336000	28.8
543516	DHYAANITR	POOJA KOCHAR	S	81200	28.08
543516	DHYAANITR	SUVOJIT SARKAR	S	30800	28.7
543516	DHYAANITR	SUVOJIT SARKAR	B	30800	28.74
543516	DHYAANITR	VIJAY VASANT MANEKAR	S	100800	29.18
543516	DHYAANITR	VIJAY VASANT MANEKAR	B	100800	29.17
543516	DHYAANITR	VIKAS CHAUDHARY (HUF)	S	30800	27.65
543516	DHYAANITR	VINAY KUMAR TEKRIWAL HUF	S	25200	28.46
543516	DHYAANITR	YASH LAXMAN NARANG	S	16800	29.66

543516	DHYAANITR	YASH LAXMAN NARANG	B	25200	28
524818	DYNAMIND	APURVA KAMLESHBHAI MODI	B	335624	85
524818	DYNAMIND	ASITA HARIN MAMLATDARNA	B	160497	85.96
524818	DYNAMIND	HARIN DHANVANTRAI MAMLATDARNA	S	335624	85.04
524818	DYNAMIND	MAMLATDARNA MAYA HARINBHAI	S	210497	85.32
544122	ENTERO	CANADA LIFE GLOBAL SMALL-MID CAP GROWTH FUND	B	8552	1305
544122	ENTERO	CSIM INDIA OPPORTUNITIES FUND 1	B	115867	1305
544122	ENTERO	IG MACKENZIE PACIFIC INTERNATIONAL FUND	B	78676	1305
544122	ENTERO	IG MACKENZIE PACIFIC INTERNATIONAL FUND II	B	17959	1305
544122	ENTERO	INVESCO MUTUAL FUND	B	225000	1305
544122	ENTERO	INVESCO MUTUAL FUND	B	153161	1305
544122	ENTERO	INVESCO MUTUAL FUND	B	111820	1305
544122	ENTERO	INVESCO MUTUAL FUND	B	200000	1305
544122	ENTERO	INVESCO MUTUAL FUND	B	30000	1305
544122	ENTERO	INVESCO MUTUAL FUND	B	17000	1305
544122	ENTERO	INVESCO MUTUAL FUND	B	190222	1305
544122	ENTERO	MACKENZIE ASIAN SMALL-MID CAP FUND	B	151367	1305
544122	ENTERO	MORGAN STANLEY ASIA SINGAPORE PTE	B	76966	1305
544122	ENTERO	PRASID UNO FAMILY TRUST	S	2400000	1305
544122	ENTERO	PRASID UNO FAMILY TRUST	S	76966	1305
544122	ENTERO	PRASID UNO FAMILY TRUST	S	96207	1305
544122	ENTERO	PRASID UNO FAMILY TRUST	S	115867	1305
544122	ENTERO	PRASID UNO FAMILY TRUST	S	256554	1305
544122	ENTERO	PRASID UNO FAMILY TRUST	S	927203	1305
544122	ENTERO	PRASID UNO FAMILY TRUST	S	927203	1305
544122	ENTERO	SOCIETE GENERALE	B	96207	1305
544122	ENTERO	STICHTING DEPOSITARY APG EMERGING MARKETS EQUITY POOL	B	927203	1305
544122	ENTERO	STICHTING DEPOSITARY APG TACTICAL REAL ESTATE POOL	B	927203	1305
531723	GATECH	ISHAAN TRADEFIN LLP	S	2959969	0.95
531723	GATECH	ISHAAN TRADEFIN LLP	B	8959969	0.96
570005	GATECHDVR	CHANDAN CHAURASIYA	S	601303	1.05
540936	GGL	GAUTAM PRAVINCHANDRA SHETH	S	338016	8.1
540936	GGL	MOHMED FARUK AHMEDMIYA RANGINWALA	S	256166	8.13
513536	GNRL	DKL BROKING & INFRA LLP	B	1549175	22.11
513536	GNRL	TARAASH PHARMA LLP	S	1300000	22.13
539449	IGCIL	KARTHIKAKIZHAKKAYILMANOHARAN	S	13150	25.83
539175	INDRAIND	PACE STOCK BROKING SERVICES PVT LTD	S	51098	10.29
539175	INDRAIND	SHAILESH DHAMELIYA	B	47033	10.29
524614	INDXTRA	MANALI KIRIT BHUVA	S	178446	6.33
543951	INNOVATUS	KRISHNA HARISH CHANDRA MURARI	B	27000	38.16
523467	JAIMATAG	NITIN BAKSHI	S	552499	3.86
531784	KCLINFRA	VINAYSINGH	S	1024849	1.6
540519	MEERA	MULTIPLIER SHARE & STOCK ADVISORS PRIVATE LIMITED	B	56927	108.24
511535	NDASEC	ANILKUMAR	S	39667	40.22
511535	NDASEC	SAROJ GUPTA	B	41073	40.22
543988	NUVAMA	CAPRI GLOBAL HOLDINGS PRIVATE LIMITED	B	100000	6702.6
543988	NUVAMA	ECAP EQUITIES LIMITED	S	1709907	6702.6
543988	NUVAMA	ECAP EQUITIES LIMITED	S	14985	6702.6
543988	NUVAMA	ECAP EQUITIES LIMITED	S	37463	6702.6
543988	NUVAMA	ECAP EQUITIES LIMITED	S	62439	6702.6
543988	NUVAMA	ECAP EQUITIES LIMITED	S	87414	6702.6
543988	NUVAMA	ECAP EQUITIES LIMITED	S	100000	6702.6
543988	NUVAMA	ECAP EQUITIES LIMITED	S	342129	6702.6

543988	NUVAMA	ECAP EQUITIES LIMITED	S	389811	6702.6
543988	NUVAMA	ECAP EQUITIES LIMITED	S	675666	6702.6
543988	NUVAMA	EDEL FINANCE COMPANY LIMITED	S	500000	6702.6
543988	NUVAMA	EDEL FINANCE COMPANY LIMITED	S	500000	6702.6
543988	NUVAMA	EUROPACIFIC GROWTH FUND	B	500000	6702.6
543988	NUVAMA	EUROPACIFIC GROWTH FUND	B	675666	6702.6
543988	NUVAMA	GHISALLO MASTER FUND LP	B	37463	6702.6
543988	NUVAMA	GOLDMAN SACHS FUNDS - GOLDMAN SACHS INDIA EQUITY PORTFOLIO	B	324539	6702.6
543988	NUVAMA	GOLDMAN SACHS FUNDS - GOLDMAN SACHS INDIA EQUITY PORTFOLIO	B	324539	6702.6
543988	NUVAMA	GREATER INDIA PORTFOLIO	B	21936	6702.6
543988	NUVAMA	GS INDIA EQUITY	B	11294	6702.6
543988	NUVAMA	MEDIOLANUM BEST BRANDS- MEDIOLANUM INDIA OPPORTUNITIES	B	22072	6702.6
543988	NUVAMA	MORGAN STANLEY ASIA SINGAPORE PTE	B	342129	6702.6
543988	NUVAMA	MORGAN STANLEY ASIA SINGAPORE PTE	B	62439	6702.6
543988	NUVAMA	MORGAN STANLEY ASIA SINGAPORE PTE	B	342129	6702.6
543988	NUVAMA	NEW YORK STATE TEACHERS RETIREMENT SYSTEM	B	9970	6702.6
543988	NUVAMA	SMALLCAP WORLD FUND INC	B	1175666	6702.6
543988	NUVAMA	SOCIETE GENERALE	B	87414	6702.6
543988	NUVAMA	VERITION MULTI-STRATEGY MASTER FUND LTD.	B	14985	6702.6
512489	OASISEC	VARUN SOMANI	B	9356	193.1
514330	ONEGLOBAL	NEXPACT LIMITED	B	90725	179.38
514330	ONEGLOBAL	PIYUSH SECURITIES PVT LTD	S	50000	179.34
514330	ONEGLOBAL	PIYUSH TRADES & CREDITS PRIVATE LIMITED	S	41223	179.42
530095	PRADHIN	AVIRAJ FINCAP LLP	B	42637	42.05
530095	PRADHIN	BRIJESH JITENDRA PAREKH	S	110000	42.06
530095	PRADHIN	MAHESH KUMAR	B	55000	42.02
511557	PROFINC	KAPIL MAHESH KOTHARI	B	1225861	1.84
511557	PROFINC	VINAY ARUNKUMAR SANKLECHA	S	700000	1.86
511557	PROFINC	VINAY ARUNKUMAR SANKLECHA	B	1192029	1.88
512591	PULSRIN	COMFORT ADVERTISING PVT LTD	S	566160	14.91
512591	PULSRIN	COMFORT ADVERTISING PVT LTD	B	16062	15.16
531228	RANDER	ALOK KNIT EXPORTS LIMITED	S	95578	8.9
541634	RAWEDGE	APPU FINANCIAL SERVICES LTD	S	96650	39.31
540175	REGENCY	BRAHAM KUMAR DHUPAR	S	339899	22.03
540175	REGENCY	DHULL TRADING PRIVATE LIMITED	S	401500	22.62
540175	REGENCY	NISCHAY MARWHA	S	380000	22.5
540175	REGENCY	SKG ASSET MANAGEMENT PRIVATE LIMITED	B	250008	22.77
540175	REGENCY	SUBH PRABHAT MULTI PROJECTS LTD	B	702106	22.24
519097	RITESHIN	KAMAL KUMAR GOYAL	B	49000	29.74
531797	SCANPRO	AMIN ABDULBHAJ NAYANI	B	20000	64.89
531797	SCANPRO	CHANDERPUR INDUSTRIES PRIVATE LIMITED	S	73601	63.28
539593	SHIVA	RESHMA CHAUHAN	S	119365	4.2
539593	SHIVA	SHANMUGAMSENTHILKUMAR	B	130942	4.21
539593	SHIVA	SHANMUGAMSENTHILKUMAR	S	10000	4.03
511108	SHIVATEX	SUNDAR RAM ENTERPRISE PRIVATE LIMITED	B	265000	190
511108	SHIVATEX	VEDANAYAGAM HOSPITAL PRIVATE LIMITED	S	265000	190
538923	SOFCOM	ANKITGERA	B	38000	45.8
500285	SPICEJET	SINGULARITY HOLDINGS LIMITED	B	6500000	61.61
540914	SRUSTEELS	SHIV SHANKAR KUMAR	S	79988	9.77
540914	SRUSTEELS	SRESTHA FINVEST LIMITED	S	118821	9.96
540914	SRUSTEELS	SRESTHA FINVEST LIMITED	B	106775	9.82

511700	STANCAP	FLASH MERCHANDISE PRIVATE LIMITED	S	10400000	1.52
538733	STARLIT	PCM POWER GENERATION PRIVATE LIMITED	S	62528	3.52
503659	SW1	VIVEK NITYANAND JINDAL	S	10000	77.24
539278	SYMBIOX	BHAGWATIDEVI SITARAM RAWAT	B	199998	4.34
539278	SYMBIOX	MAHESH KHANDELWAL	B	400000	4.34
539278	SYMBIOX	RAVI KUMAR NEWATIA HUF	B	500000	4.34
539278	SYMBIOX	SUMANCHEPURI	S	650000	4.34
539278	SYMBIOX	WESSEL CONSULTANCY PRIVATE LIMITED	B	300000	4.34
539798	UMIYA	MULTIPLIER SHARE & STOCK ADVISORS PRIVATE LIMITED	B	150000	12.25
539798	UMIYA	SACHETA METALS LIMITED	S	289599	12.25
539798	UMIYA	SACHETA METALS LIMITED	S	108327	12.25
539798	UMIYA	SUBHADRA RAMESHCHANDRA SHAH	B	99000	12.25
537582	UNISHIRE	MOHAMMAD USMAN GANI	S	140000	3.69
537582	UNISHIRE	SHRISHTI AGRAWAL	B	160000	3.69
530521	VIRAT	H.M.INVESTMENTS(UK) LIMITED	S	95000	299.1
514378	YARNSYN	KAUSHAL SANDIPBHAI RAJPUT	B	31155	39.76



NSE

Security Code	Security Name	Client Name	Deal	Quantity	Price
ABIN-RE	A B Infrabuild Limited	ANANT WEALTH CONSULTANTS PRIVATE LIMITED	BUY	43000	55.11
ABIN-RE	A B Infrabuild Limited	B.W.TRADERS	SELL	86750	55.34
ABIN-RE	A B Infrabuild Limited	YOGESHKUMAR RASIKLAL SANGHAVI	BUY	30000	55.5
AUSL	Aditya Ultra Steel Ltd	STEPTRADE REVOLUTION FUND	SELL	156000	59.33
AVIANSH	Avi Ansh Textile Limited	MANSI SHARE AND STOCK ADVISORS PVT LTD	BUY	94000	64.76
AVIANSH	Avi Ansh Textile Limited	PIGEON EXPORTS INTERNATIONAL PRIVATE LIMITED	BUY	444000	67.15
AVIANSH	Avi Ansh Textile Limited	RAKESH CHOUDHARY & SONS (HUF)	BUY	100000	65.75
AVIANSH	Avi Ansh Textile Limited	SARASWATI ACCOUNTANTS SOFTWARE PRIVATE LIMITED	BUY	70000	65.57
AVIANSH	Avi Ansh Textile Limited	SAVITA AGGARWAL	BUY	74000	67
AVIANSH	Avi Ansh Textile Limited	SOMANI STOCK BROKING PVT LTD	BUY	100000	67.12
AVIANSH	Avi Ansh Textile Limited	SUNIL KUMAR BHALA (HUF)	BUY	250000	68
AVIANSH	Avi Ansh Textile Limited	WEBTEL ELECTROSOFT PVT LTD	BUY	72000	68
BAJAJFINSV	Bajaj Finserv Limited	BACHHRAJ & CO PRIVATE LIMITED	BUY	251000	2005
BAJAJFINSV	Bajaj Finserv Limited	NEELIMA BAJAJ FAMILY TRUST	SELL	251000	2005
CAPACITE	Capacite Infraproject Ltd	RAHUL RAMNATH KATYAL	SELL	283000	406.4
CAPACITE	Capacite Infraproject Ltd	SUBIR MALHOTRA	BUY	283000	406.4
DENEERS	De Neers Tools Limited	SHEHNAZ GUPTA	BUY	65400	237.5
DENEERS	De Neers Tools Limited	SHILPY AGGARWAL	SELL	65400	237.5
DEVIT	Dev Info Technology Ltd	SAINT CAPITAL FUND	BUY	250000	151.44
DPEL	Divine Power Energy Ltd	M7 GLOBAL FUND PCC-NOLANA	SELL	126000	74.6
DYNAMATECH	Dynamatic Tech. Ltd.	MOTILAL OSWAL MUTUAL FUND	BUY	48000	8043.3
GATECH	GACM Technologies Limited	BLACK HAWK PROPERTIES PRIVATE LIMITED	SELL	17151820	0.98
GATECHDVR	GACM Technologies Limited	CHANDAN CHAURASIYA	SELL	1825420	1.04
GATECH	GACM Technologies Limited	PRITIBEN HIMANSHU RAVAL	SELL	15967000	0.93
GAJANAND	Gajanand International L	MANISH GROVER	BUY	99000	25.2
GAJANAND	Gajanand International L	MANSI SHARE AND STOCK ADVISORS PVT LTD	SELL	114000	27.72
GAJANAND	Gajanand International L	MULTIPLIER SHARE & STOCK ADVISORS PRIVATE LIMITED	SELL	99000	25.44
INSPIRE	Inspire Films Limited	BLUEBIRD PURE PRIVATE LIMITED	SELL	74000	33.24
KRITIKA	Kritika Wires Limited	MULTIPLIER SHARE & STOCK ADVISORS PRIVATE LIMITED	BUY	5000000	19.68
KRITIKA	Kritika Wires Limited	SHREE BAHUBALI STOCK BROKING LTD	SELL	2200000	19.68
KRITIKA	Kritika Wires Limited	SHRUTI MOHTA	SELL	1800000	19.7
NDL	Nandan Denim Limited	BRIJMOHAN D CHIRIPAL	SELL	7240000	6.64
NIBL	NRB Indus. Bearings Ltd.	ANJANA MILIND THAKKER	SELL	134128	35.35
ONWARDTEC	Onward Technologies Ltd	INFINITY DIRECT HOLDINGS	SELL	1920000	411.35
ONWARDTEC	Onward Technologies Ltd	INFINITY DIRECT HOLDINGS	SELL	1920000	411.35
ONWARDTEC	Onward Technologies Ltd	INFINITY PORTFOLIO HOLDINGS	BUY	1920000	411.35
ONWARDTEC	Onward Technologies Ltd	INFINITY PORTFOLIO HOLDINGS	BUY	1920000	411.35
ORIENTTECH	Orient Technologies Ltd	PINE OAK GLOBAL FUND	SELL	261768	274.78
ORIENT-RE	Oriental Trimex Limited	RATHEE MANU	SELL	248832	0.64
OSELDEVICE	Osel Devices Limited	ACINTYO INVESTMENT FUND PCC- CELL 1	BUY	180000	196.06
OSELDEVICE	Osel Devices Limited	GIRIRAJ STOCK BROKING PRIVATE LIMITED	SELL	130400	195.26
PHOGLOBAL	Phoenix Overseas Limited	GIRIJADHAVA VYAPAAR PRIVATE LIMITED	BUY	800000	64
PHOGLOBAL	Phoenix Overseas Limited	JAIN VANIJYA UDYOG LIMITED	BUY	200000	64
PHOGLOBAL	Phoenix Overseas Limited	LAXMIKANTH PRABHU N	BUY	140000	64
PHOGLOBAL	Phoenix Overseas Limited	NIKUNJ STOCK BROKERS LTD	SELL	100000	64
RADIANTCMS	Radiant Cash Mgmt Ser Ltd	ASCENT INDIA FUND III	SELL	985000	78.61
SDREAMS	S D Retail Limited	ELIMATH ADVISORS PRIVATE LIMITED	BUY	600000	148.8
SDREAMS	S D Retail Limited	FINAVENUE GROWTH FUND	BUY	137000	145
SDREAMS	S D Retail Limited	INDIA MAX INVESTMENT FUND LTD	BUY	203000	145
SDREAMS	S D Retail Limited	KOMALAY INVESTRADE PRIVATE LIMITED	BUY	215000	152.02
SDREAMS	S D Retail Limited	NIKHIL VORA	BUY	125000	145
SEQUENT	Sequent Scientific Ltd.	ALPHAGREP SECURITIES PRIVATE LIMITED	BUY	1429090	214.2
SEQUENT	Sequent Scientific Ltd.	ALPHAGREP SECURITIES PRIVATE LIMITED	SELL	1429090	214.26

SEQUENT	Sequent Scientific Ltd.	ASCENT INDIA FUND III	SELL	2284763	195.73
SBCL	Shivalik Bimetal Con. Ltd	ADITYA BIRLA SUN LIFE MUTUAL FUND	BUY	1000000	610.6
SBCL	Shivalik Bimetal Con. Ltd	ADITYA BIRLA SUN LIFE MUTUAL FUND	BUY	1000000	610.6
SBCL	Shivalik Bimetal Con. Ltd	AMAR ENGINEERING COMPANY PRIVATE LIMITED	SELL	2121465	610.6
SBCL	Shivalik Bimetal Con. Ltd	AMAR ENGINEERING COMPANY PRIVATE LIMITED	SELL	2121465	610.6
SBCL	Shivalik Bimetal Con. Ltd	AMBIT INVESTMENT ADVISORS PRIVATE LIMITED	BUY	177175	610.6
SBCL	Shivalik Bimetal Con. Ltd	ANGAD ESTATES PVT LTD	SELL	4965000	610.6
SBCL	Shivalik Bimetal Con. Ltd	ANGAD ESTATES PVT LTD	SELL	4965000	610.6
SBCL	Shivalik Bimetal Con. Ltd	ASHOKA INDIA EQUITY INVESTMENT TRUST PLC	BUY	627866	610.6
SBCL	Shivalik Bimetal Con. Ltd	ASHOKA INDIA EQUITY INVESTMENT TRUST PLC	BUY	627866	610.6
SBCL	Shivalik Bimetal Con. Ltd	B. S. SANDHU & ASSOCIATES (P) LTD.	SELL	400000	610.6
SBCL	Shivalik Bimetal Con. Ltd	B. S. SANDHU & ASSOCIATES (P) LTD.	SELL	400000	610.6
SBCL	Shivalik Bimetal Con. Ltd	DSP MUTUAL FUND	BUY	900800	610.6
SBCL	Shivalik Bimetal Con. Ltd	DSP MUTUAL FUND	BUY	900800	610.6
SBCL	Shivalik Bimetal Con. Ltd	FRANKLIN TEMPLETON MUTUAL FUND	BUY	1770912	610.6
SBCL	Shivalik Bimetal Con. Ltd	FRANKLIN TEMPLETON MUTUAL FUND	BUY	1770912	610.6
SBCL	Shivalik Bimetal Con. Ltd	HSBC MUTUAL FUND	BUY	573207	610.6
SBCL	Shivalik Bimetal Con. Ltd	HSBC MUTUAL FUND	BUY	573207	610.6
SBCL	Shivalik Bimetal Con. Ltd	INDIA ACORN FUND LTD	BUY	191000	610.6
SBCL	Shivalik Bimetal Con. Ltd	SBI MUTUAL FUND	BUY	3110467	610.6
SBCL	Shivalik Bimetal Con. Ltd	SBI MUTUAL FUND	BUY	3110467	610.6
SBCL	Shivalik Bimetal Con. Ltd	SBI OPTIMAL EQUITY FUND	BUY	165000	610.6
SBCL	Shivalik Bimetal Con. Ltd	SUNDARAM MUTUAL FUND	BUY	658069	610.6
SBCL	Shivalik Bimetal Con. Ltd	SUNDARAM MUTUAL FUND	BUY	658069	610.6
SBCL	Shivalik Bimetal Con. Ltd	ULTRA PORTFOLIO MANAGEMENT PRIVATE LIMITED	SELL	2866270	610.6
SBCL	Shivalik Bimetal Con. Ltd	ULTRA PORTFOLIO MANAGEMENT PRIVATE LIMITED	SELL	2866270	610.6
SBCL	Shivalik Bimetal Con. Ltd	UTI MUTUAL FUND	BUY	1014465	610.6
SBCL	Shivalik Bimetal Con. Ltd	UTI MUTUAL FUND	BUY	1014465	610.6
SBCL	Shivalik Bimetal Con. Ltd	WHITEOAK CAPITAL MUTUAL FUND	BUY	163774	610.6
SSFL-RE	Shivari Spices and Foods	MANJULA SURESH SHAH	BUY	15300	55.71
SSFL-RE	Shivari Spices and Foods	MM RATHI STOCK PRIVATE LIMITED .	BUY	8100	44.39
SSFL-RE	Shivari Spices and Foods	MULTIPLIER SHARE & STOCK ADVISORS PRIVATE LIMITED	BUY	42600	42.9
SSFL-RE	Shivari Spices and Foods	NEIHAA RATHI	SELL	186200	47.59
SSFL-RE	Shivari Spices and Foods	SURAJ MANDAL	BUY	7500	56.15
SSFL-RE	Shivari Spices and Foods	VINOD KUMAR RATHI	BUY	9000	48.84
SWSOLAR	StrIng & Wil Ren Ene Ltd	CITIGROUP GLOBAL MARKETS MAURITIUS PRIVATE LIMITED	BUY	2565000	623
SWSOLAR	StrIng & Wil Ren Ene Ltd	KHURSHED YAZDI DARUVALA	SELL	3150000	630.01
SWSOLAR	StrIng & Wil Ren Ene Ltd	MORGAN STANLEY ASIA SINGAPORE PTE	BUY	2025000	623
SWSOLAR	StrIng & Wil Ren Ene Ltd	SHAPOORJI PALLONJI AND COMPANY PRIVATE LIMITED	SELL	13500000	623.28
SWSOLAR	StrIng & Wil Ren Ene Ltd	SOCIETE GENERALE	BUY	2010000	623
SUPREMEINF	Supreme Infrastructure In	MANSI SHARE AND STOCK ADVISORS PVT LTD	BUY	200000	100.59
SUPREMEINF	Supreme Infrastructure In	SHREE SALASAR PROPERTIES & FIN.(P)LTD.	SELL	191260	100.59
SGIL-RE	Synergy Green Ind. Ltd	CHAITANYA GADIA	SELL	10000	84
SGIL-RE	Synergy Green Ind. Ltd	DEV RAMESH BULCHANDANI	BUY	40027	84.57
SGIL-RE	Synergy Green Ind. Ltd	PRASHANT KOTHARI	BUY	30000	80
SGIL-RE	Synergy Green Ind. Ltd	SHEELA KOTHARI	SELL	85448	83.08
SGIL-RE	Synergy Green Ind. Ltd	VYOMESH INVESTMENT AND TRADING COMPANY PRIVATE LTD	BUY	18786	84.46
SGIL-RE	Synergy Green Ind. Ltd	YOGESH RAMESH BULCHANDANI	BUY	14991	84.91
VISHWARAJ	Vishwaraj Sugar Ind Ltd	NEOMILE GROWTH FUND - SERIES I	SELL	2838795	20.29

**Disclosure:**

Research Reports that are published by Nirmal Bang Securities Private Limited (hereinafter referred to as "NBSPL") are for private circulation only. NBSPL is a registered Research Analyst under SEBI (Research Analyst) Regulations, 2014 having Registration no. INH000001766. NBSPL is also a registered Stock Broker with National Stock Exchange of India Limited, BSE Limited, Metropolitan Stock Exchange of India Limited, Multi Commodity Exchange of India Limited and , National Commodity and Derivative Exchange Limited in Capital Market , Equity and Commodities derivatives segments and Currency Derivatives Segment .

NBSPL has other business divisions with independent research teams separated by Chinese walls, and therefore may, at times, have different or contrary views on stocks and markets.

NBSPL or its associates have not been debarred / suspended by SEBI or any other regulatory authority for accessing / dealing in securities Market since last 20 years. NBSPL, its associates or analyst or his relatives do not hold any financial interest (Except Investment) in the subject company. NBSPL or its associates or Analyst do not have any conflict or material conflict of interest at the time of publication of the research report with the subject company. NBSPL or its associates or Analyst or his relatives may or may not hold beneficial ownership of 1% or more in the subject company at the end of the month immediately preceding the date of publication of this research report.

NBSPL or its associates / analyst has not received any compensation / managed or co-managed public offering of securities of the company covered by Analyst during the past twelve months. NBSPL or its associates have not received any compensation or other benefits from the company covered by Analyst or third party in connection with the research report. Analyst has not served as an officer, director or employee of Subject Company. NBSPL / analyst has not been engaged in market making activity of the subject company.

**Analyst Certification:** The research analysts and authors of these reports, hereby certify that the views expressed in this research report accurately reflects my/our personal views about the subject securities, issuers, products, sectors or industries. It is also certified that no part of the compensation of the analyst(s) was, is, or will be directly or indirectly related to the inclusion of specific recommendations or views in this research. The analyst(s) principally responsible for the preparation of this research report and has taken reasonable care to achieve and maintain independence and objectivity in making any recommendations.

**Disclaimer:**

The Research Report is for the personal information of the authorized recipient and does not construe to be any investment, legal or taxation advice. NBSPL is not soliciting any action based upon it. Nothing in the research report shall be construed as a solicitation to buy or sell any security or product, or to engage in or refrain from engaging in any such transaction. In preparing the research report, we did not take into account the investment objectives, financial situation and particular needs of the reader.

The research report has been prepared for the general use of the clients of NBSPL and must not be copied, either in whole or in part, or distributed or redistributed to any other person in any form. If you are not the intended recipient you must not use or disclose the information in the research report in any way. Though disseminated to all the customers simultaneously, not all customers may receive the research report at the same time. NBSPL will not treat recipients as customers by virtue of their receiving the research report. The research report is not directed or intended for distribution to or use by any person or entity resident in a state, country or any jurisdiction, where such distribution, publication, availability or use would be contrary to law, regulation or which would subject NBSPL & its group companies to registration or licensing requirements within such jurisdictions.

The report is based on the information obtained from sources believed to be reliable, but we do not make any representation or warranty that it is accurate, complete or up-to-date and it should not be relied upon as such. We accept no obligation to correct or update the information or opinions in it. NBSPL or any of its affiliates or employees shall not be in any way responsible for any loss or damage that may arise to any person from any inadvertent error in the information contained in the research report. NBSPL or any of its affiliates or employees do not provide, at any time, any express or implied warranty of any kind, regarding any matter pertaining to this report, including without limitation the implied warranties of merchantability, fitness for a particular purpose, and non-infringement. The recipients of the research report should rely on their own investigations.

This information is subject to change without any prior notice. NBSPL reserves its absolute discretion and right to make or refrain from making modifications and alterations to this statement from time to time. Nevertheless, NBSPL is committed to providing independent and transparent recommendations to its clients, and would be happy to provide information in response to specific client queries.

Before making an investment decision on the basis of research report, the reader needs to consider, with or without the assistance of an adviser, whether the advice is appropriate in light of their particular investment needs, objectives and financial circumstances. There are risks involved in securities trading. The price of securities can and does fluctuate, and an individual security may even become valueless. International investors are reminded of the additional risks inherent in international investments, such as currency fluctuations and international stock market or economic conditions, which may adversely affect the value of the investment. Opinions expressed are subject to change without any notice. Neither the company nor the director or the employees of NBSPL accept any liability whatsoever for any direct, indirect, consequential or other loss arising from any use of the research report and/or further communication in relation to the research report. Here it may be noted that neither NBSPL, nor its directors, employees, agents or representatives shall be liable for any damages whether direct or indirect, incidental, special or consequential including lost revenue or lost profit that may arise from or in connection with the use of the information contained in the research report.

Copyright of this document vests exclusively with NBSPL.

Our reports are also available on our website

Registration granted by SEBI and certification from NISM in no way guarantee performance of NBSPL or provide any assurance of returns to investors.

**Nirmal Bang Research (Division of Nirmal Bang Securities Pvt. Ltd.)**

B-2, 301/302, Marathon Innova,  
Opp. Peninsula Corporate Park  
Off. Ganpatrao Kadam Marg  
Lower Parel(W), Mumbai-400013  
Board No. : 91 22 6723 8000/8001  
Fax. : 022 6723 8010